



Grange
DEFINING GARDENS



Trade Catalogue

















**Fencing | Gates | Structures
Planters | Landscaping | Metpost**

Market Leading Quality





Contents

6-7 Why Choose Grange		18-21 Posts		34-41 Trellis		68-69 Sheds & Seating	
8-9 Next Generation Fence Panels		22-25 Gates		42-55 Structures		70-71 Merchandising	
10-13 Decorative Fencing		26-29 Palisade Gates & Fences		56-63 Planters & Landscaping		72-73 Support & Packaging	
14-17 Traditional Fencing		30-33 Metpost		64-67 Accessories		74-75 T&C's D-Day Schedule	

New & Exciting

6x4ft Garden Shed
 It's been a long time coming... We are happy to confirm the latest addition to our range. This large shed has a classic 'barn-door' feature making this a secure and convenient storage lock-up for your larger, bulkier items. No windows means a greater level of security for your contents. In addition, the floor and roof are made using tongue and groove boards, adding a premium edge to this magnificent product. See page 69



Product Code: GWS6FT



Product Code: USPS

Urban Screen Planter Square
 The new Urban Screen Planter is a fantastic 2-in-1 planter with an incorporated trellis, perfect for allowing climbing plants to bloom. The contemporary style rear trellis helps make this planter a fantastic statement piece in your garden bringing versatility to your garden space. Use it to add vertical interest to your patio or as a striking focal point against a wall. See page 57

Easy to Transport

We understand that when the sun shines, you want to enjoy your garden right now. That's why we've designed our Garden Arch and Picnic Table to be instantly yours. Purchase them in-store and take them home the same day - no more waiting around for deliveries!

Tenerife Arch

Bring a touch of classic elegance to your garden with our easy-to-assemble timber arch. This stylish and sturdy archway is perfect for defining pathways or providing support for climbing plants. Its compact design makes it easy to transport and install, so you can enjoy the beauty of your garden in no time.

See page 55



Product Code : ETTARCH

Oasis Picnic Table

Bring friends and family together with our inviting picnic table which is a beautiful addition to any outdoor space. Its natural timber finish complements any setting, while its sturdy construction ensures years of enjoyment. The compact design makes it easy to transport at point of purchase and assemble, while the pressure-treated timber resists rot and decay.

See page 69



Product Code: ETTPTABLE

Trellis Bonanza



Product Code: STP9

Slatted Trellis

Raise your garden's aesthetic appeal with our Slatted Trellis. This stylish trellis is perfect for supporting climbing plants, creating privacy screens, or adding a touch of modern design to your outdoor space. Available in three sizes, and crafted from smooth-sawn timber, this trellis offers a premium look and feel that will complement any garden style.

See page 39



Product Code: NT6

Diagonal Trellis

A classic wall trellis with an added Art-Deco twist. The attractive Diagonal Trellis panel is made from super-fine sawn timber and is perfect for bringing a touch of class to your garden for a decorative touch or to support climbing plants.

See page 40



Product Code: GDST3

Double Slatted Diamond Trellis

Enhance a feature wall in your garden with the Double Slatted Diamond Trellis. This trellis combines an eye-catching design fitted into a rebated frame, making this a beautiful yet sturdy addition for the support of climbing plants.

This would compliment our Elite planter range perfectly.

See page 39



Product Code: GVT2

V-Trellis

A fan trellis design with a contemporary twist, the V-Trellis is perfect for attaching to a wall for climbing plants.

See page 40

Why Choose Grange?

Fastest Delivery Service

We operate a D-Day delivery schedule and our own fleet of vehicles which ensures our customers receive scheduled delivery within 5 working days – the fastest in the industry.



Industry Leading Product Designs

We create cutting edge product designs whilst also updating traditional ones with the latest technology, in order to better meet the needs and wants of customers today.



Industry Leading Customer Service

Grange has a dedicated customer support team available between the hours of 7am – 4pm ready to help.



Metpost

Did you know... Grange is the home of the famous, British patented, Metpost brand - the quick and easy post support solution.

Guaranteed Stock Availability

We hold 6 months stock on the ground at all times in the UK, ensuring that products are available when you need them.



Sustainability

Not a splinter of unsustainable wood is used in our products as all of our timber comes from PEFC sustainably managed forests.

That's our promise to you and our planet.



Bespoke Merchandising Solutions

Grange offers a variety of merchandising solutions including display stands, banners, POS to suit any branch, including a dedicated merchandising team.



Responsible & Ethical Trading

The modern market is a competitive place but by sticking to our core values, we know that Grange will continue to deliver the highest quality, innovative products, and excellent customer service. Because that's our passion!

The 'next-gen' of Timber Fencing

THE SUPERIOR RANGE

A fresh take on traditional fence panel designs. Sawn slats securely fitted into a rebated frame creating a stronger panel with increased storm resistance. Neat yet robust panel construction, industry-leading in fact!

At Grange Fencing we are continually reengineering our most popular products to differentiate in a market that is saturated. Our vision is to set new standards in fencing and lead this very stagnant industry.



Superior Lap | GSL



Grange Superior

Integrated capping rail



Competitor Design

Capping rail 'popping off'

Pressure Treatment

Unlike our competitors, all of our panels are pressure treated, offering added protection from rot, fungal decay and insects.

20 YEAR GUARANTEE

All of our pressure treated timber products have a 20-year guarantee**

**against rot and fungal decay

Revolutionary design features offering a 1st to market fencing solution with a decorative look.

STRONGER



Rebated frame and Mortise and Tenon joint

STRAIGHTER



Faster and easier installation

SMOOTHER



Fine sawn slats for a premium look



Superior Closeboard (Green) | GSCBNG

Grange Superior Mortise & Tenon Joints

Rebated frame prevents water ingress

Typical Competitor Sandwich Lap Frame

Prone to water ingress causing critical damage

Decorative Fencing



CONTEMPORARY PANEL

Made to a new and improved specification. This heavyweight, double-slatted fence panel combines a contemporary design with strength, making this the perfect fence for the modern garden.

Pressure Treated Green:
H179 x W179 x D4.5 cm | CONPAN6

Supplied as singles

For this product we recommend:
POST RANGE | EPO*



CONTEMPORARY VOGUE PANEL

The Contemporary Vogue Panel is constructed with a fully mortise and tenon jointed frame and slats on both sides for ultimate privacy.

Pressure Treated Green:
H120 x W180 x D4.5 cm | CONVSPAN4
H180 x W180 x D4.5 cm | CONVSPAN6

Supplied as singles

For this product we recommend:
POST RANGE | EPO*



CONTEMPORARY ATCHAM PANEL

A heavyweight fence panel that combines the functionality and look of the Contemporary Vogue Panel with the added feature of a horizontal style trellis top to create a modern twist on an already popular panel.

Pressure Treated Green:
H180 x W180 x D4.5 cm | CONATCHGRN61

Supplied as singles

For this product we recommend:
POST RANGE | EPO*



CONTEMPORARY SCREEN

Offers a contemporary feel to any border or boundary, offering partial levels of privacy.

Pressure Treated Green:
H180 x W180 x D4 cm | CSCRN6

Supplied as singles

For this product we recommend:
POST RANGE | EPO*





ELITE MELOIR PANEL

Offers a quirky decorative design to suit many styles of garden settings.

Pressure Treated Green:

- H90 x W180 x D4 cm | ELTMLPAN09
- H105 x W180 x D4 cm | ELTMLPAN11
- H150 x W180 x D4 cm | ELTMLPAN15
- H180 x W180 x D4 cm | ELTMLPAN18

Supplied as singles

For this product we recommend:
POST RANGE | EPO* / POH*



ELITE MALO PANEL

Created from sturdy horizontal slats and lattice top that features a quality planed, rounded and grooved timber finish.

Pressure Treated Green:

- H120 x W180 x D4 cm | ELITEPM12
- H150 x W180 x D4 cm | ELITEPM15
- H180 x W180 x D4 cm | ELITEPM18

Supplied as singles

For this product we recommend:
POST RANGE | EPO* / POH*



ELITE LILLE PANEL

This panel features straight cut slats that are smooth for a clean feel. The horizontal style trellis top adds an on-trend twist to this simple panel.

Pressure Treated Green:

- H180 x W180 x D4 cm | ELTLP18

Supplied as singles

For this product we recommend:
POST RANGE | EPO* / POH*



ELITE ESPRIT PANEL

Offers a simple design with high levels of privacy, slats are planed, rounded and grooved and are secured into a rebated frame.

Pressure Treated Green:

- H90 x W180 x D4 cm | ESMSQ09
- H120 x W180 x D4 cm | ESMSQ12
- H150 x W180 x D4 cm | ESMSQ15
- H180 x W180 x D4 cm | ESMSQ18

Supplied as singles

For this product we recommend:
POST RANGE | EPO* / POH*



Matching Contemporary Products



Gate - page 23



Arch - page 49



Arbour - page 49



Rectangular Planter - page 57



Square Planter - page 58



Tall Planter - page 58

Matching Elite Products



6ft MeLoir Gate - page 23



3ft MeLoir Gate - page 23



Esprit Gate - page 23



Granville Arch - page 50



Elite Arch - page 50



Portico Arch - page 51



Square Trellis - page 33



MeLoir Trellis - page 33



Rectangular Planter - page 59



Large Square Planter - page 59



Small Square Planter - page 60

Traditional Fencing



SUPERIORLAP



SUPERIOR LAP PANEL

Constructed using double waney edge slats that are secured into a neat fully mortise and tenon-jointed rebated frame, making it stronger than any traditional panel before.

Pressure Treated Golden Brown:

H60 x W183 x D4 cm | GSL2
 H90 x W183 x D4 cm | GSL3
 H120 x W183 x D4 cm | GSL4
 H150 x W183 x D4 cm | GSL5
 H180 x W183 x D4 cm | GSL6

Pack Size: 19

Pressure Treated Green:

H90 x W183 x D4 cm | GSLG3
 H120 x W183 x D4 cm | GSLG4
 H150 x W183 x D4 cm | GSLG5
 H165 x W183 x D4 cm | GSLG56
 H180 x W183 x D4 cm | GSLG6

Pack Size: 19

Pressure Treated Dark Brown:

H90 x W183 x D4 cm | GSLDB3
 H120 x W183 x D4 cm | GSLDB4
 H150 x W183 x D4 cm | GSLDB5
 H165 x W183 x D4 cm | GSLDB56
 H180 x W183 x D4 cm | GSLDB6

Pack Size: 18

For this product we recommend:
 POST RANGE | PO* / PO*G

Panels available in both horizontal and vertical shipping options. To order vertical option please add a 'V' onto the end of the product code.



PROFESSIONAL LAP PANEL

A stronger panel with three battens and a fully mortise and tenon jointed construction. Available in Pressure Treated Green, designed to be as stylish as it is sturdy.

Pressure Treated Green:

H90 x W183 x D4 cm | GNPL3G
 H120 x W183 x D4 cm | GNPL4G
 H150 x W183 x D4 cm | GNPL5G
 H180 x W183 x D4 cm | GNPL6G

Pack Size: 19

For this product we recommend:
 POST RANGE | PO* / PO*G

Panels available in both horizontal and vertical shipping options. To order vertical option please add a 'V' onto the end of the product code.





SUPERIOR F'EDGE



SUPERIOR FEATHEREDGE PANEL

The Superior Featheredge is a game changer for the traditional fencing market. The flawed sandwich style build is replaced by a stronger and more aesthetically pleasing mortise and tenon jointed frame, with the slats recessed into the frame itself. This really is the future of featheredge and the perfect addition to the Superior Family.

Pressure Treated Golden Brown:

H90 x W183 x D4.8 cm | GSFE3
 H120 x W183 x D4.8 cm | GSFE4
 H150 x W183 x D4.8 cm | GSFE5
 H165 x W183 x D4.8 cm | GSFE56
 H180 x W183 x D4.8 cm | GSFE6

Pressure Treated Green:

H90 x W183 x D4.8 cm | GSFE3G
 H120 x W183 x D4.8 cm | GSFE4G
 H150 x W183 x D4.8 cm | GSFE5G
 H165 x W183 x D4.8 cm | GSFE56G
 H180 x W183 x D4.8 cm | GSFE6G

Pressure Treated Dark Brown:

H90 x W183 x D4.8 cm | GSFE3DB
 H120 x W183 x D4.8 cm | GSFE4DB
 H150 x W183 x D4.8 cm | GSFE5DB
 H165 x W183 x D4.8 cm | GSFE56DB
 H180 x W183 x D4.8 cm | GSFE6DB

Pack Size: 15

For this product we recommend:
 POST RANGE | PO* / PO*G

Panels available in both horizontal and vertical shipping options. To order vertical option please add a 'V' onto the end of the product code.



SUPERIOR C'BOARD



SUPERIOR CLOSEBOARD PANEL

Revolutionising the closeboard panel market. The Superior Closeboard panel is constructed in a fully mortise and tenon jointed frame, which features an integrated capping rail and fine sawn timber boards for a premium look.

Pressure Treated Golden Brown:

H90 x W183 x D4 cm | GSCB3N
 H120 x W183 x D4 cm | GSCB4N
 H150 x W183 x D4 cm | GSCB5N
 H180 x W183 x D4 cm | GSCB6N

Pressure Treated Green:

H90 x W183 x D4 cm | GSCB3NG
 H120 x W183 x D4 cm | GSCB4NG
 H150 x W183 x D4 cm | GSCB5NG
 H180 x W183 x D4 cm | GSCB6NG

Pack Size: 19

For this product we recommend:
 POST RANGE | PO* / PO*G

Panels available in both horizontal and vertical shipping options. To order vertical option please add a 'V' onto the end of the product code.



STANDARD FEATHEREDGE PANEL

A stunning panel which is fully framed and features 22 x 100mm wide, featheredge boards and a capping rail.

Pressure Treated Golden Brown:

H92 x W183 x D5 cm | SFEP3
 H122 x W183 x D5 cm | SFEP4
 H152 x W183 x D5 cm | SFEP5
 H182 x W183 x D5 cm | SFEP6

Pressure Treated Green:

H92 x W183 x D5 cm | SFEP3G
 H122 x W183 x D5 cm | SFEP4G
 H152 x W183 x D5 cm | SFEP5G
 H182 x W183 x D5 cm | SFEP6G

Pressure Treated Dark Brown:

H92 x W183 x D5 cm | SFEP3DB
 H122 x W183 x D5 cm | SFEP4DB
 H152 x W183 x D5 cm | SFEP5DB
 H182 x W183 x D5 cm | SFEP6DB

Pack Size: 14

For this product we recommend:
 POST RANGE | PO* / PO*G

Panels available in both horizontal and vertical shipping options. To order vertical option please add a 'V' onto the end of the product code.



WESTON FEATHEREDGE

This panel is constructed using 24 x 100 mm wide featheredge boards in a full frame with capping rail.

Dark Brown:

H93x W183 x D5 cm | WCB3
 H123 x W183 x D5 cm | WCB4
 H153 x W183 x D5 cm | WCB5
 H183 x W183 x D5 cm | WCB6

Pressure Treated Green:

H93x W183 x D5 cm | WCB3GRN
 H123 x W183 x D5 cm | WCB4GRN
 H153 x W183 x D5 cm | WCB5GRN
 H183 x W183 x D5 cm | WCB6GRN

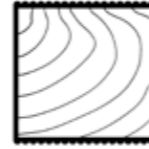
Pack Size: 14

For this product we recommend:
 POST RANGE | PO* / PO*G

Panels available in both horizontal and vertical shipping options. To order vertical option please add a 'V' onto the end of the product code.



Posts



END CUTOFF VIEW



ELITE GROOVED FENCE PANEL POST

This post has a rounded top and features decorative grooving on the front and back to complement the Elite range of trellis and fencing.

Pressure Treated Green:
H240 x W7 x D7 cm | EP08
Supplied as singles



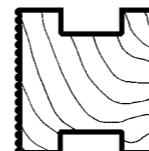
END CUTOFF VIEW



ELITE FENCE PANEL POST

A chunky 95 mm square post that is planed for a contemporary look and feel.

Pressure Treated Green:
H180 x W9.5 x D9.5 cm | EP064
H240 x W9.5 x D9.5 cm | EP084
Supplied as singles



END CUTOFF VIEW



ELITE GROOVED FENCE PANEL H POST

The 'H' shaped post allows for fence panels to easily slot in place without the need for metal U-clips.

*This product is not suitable for Contemporary style panels
Pressure Treated Green:
H180 x W9 x D9 cm | POH64
H240 x W9 x D9 cm | POH84
Supplied as singles

Gap: 43mm | Depth: 23mm



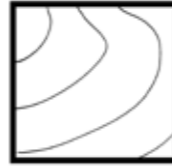
YOU MIGHT ALSO NEED:



1 2 3

METPOST FIXING CLIPS

1. U-shaped clip 41 mm | 1108
 2. U-shaped clip 46 mm | 1109
 3. U-shaped clip 52 mm | 1110
- Items 1-3 - Pack size: 250
4. L-shaped clip 50 mm x 25 mm x 25 mm | 1111
- Pack size: 200
5. U-shaped trellis clip 32 mm | 1114
- Pack size: 250



END CUTOFF VIEW

TIMBER FENCE PANEL POST

This square timber post of sturdy and ideal for use with fence panels and gates. Available in 3 widths to suit your project requirements.

100MM SQ

Dark Brown:
H180 x W10 x D10 cm | P064
H240 x W10 x D10 cm | P084
H300 x W10 x D10 cm | P0104
Pressure Treated Green:
H240 x W10 x D10 cm | P084G
Pack size: 12

75MM SQ

Dark Brown:
H180 x W7.5 x D7.5 cm | P06
H240 x W7.5 x D7.5 cm | P08
Pack size: 48
H300 x W7.5 x D7.5 cm | P010
Pack size: 15
Pressure Treated Green:
H180 x W7.5 x D7.5 cm | P06G
H240 x W7.5 x D7.5 cm | P08G
Pack size: 15

50MM SQ

Dark Brown:
H180 x W5 x D4.7 cm | P062
H240 x W5 x D4.7 cm | P082
Pack size: 48

Please note

Product codes P06, P062, P08, P010, P0104 are FSC Certified

Remaining product codes are PEFC Certified



TULIP PALISADE PANEL POST

The Tulip Palisade Post has been specifically designed to suit the Tulip Palisade Fence with pre-cut grooves perfect for slotting panels.

Dark Brown:
H150 x W7.5 x D4.8 cm | PALEPTUL5
Pack size: 1
Golden Brown:
H150 x W7.5 x D4.8 cm | PALEPTUL5GB
Pack size: 1



ROUND TOP PALISADE POST

The Round Top Palisade Post is ideally used with the Round Top Palisade Panel to give the look of a seamless fence run.

Pressure Treated Green:
H150 x W7 x D7 cm | RTPPOST
Pack size: 48



Gates



CONTEMPORARY VOGUE GATE

Constructed using a mortise and tenon jointed frame and slats on both sides of the gate for security and durability.

Pressure Treated Green:

H180 x W90 x D4.5 cm | CONVGT

Supplied as singles

For this product we recommend:
POST RANGE | EPO*
HINGE SET | CHGBKIT



ELITE ESPRIT GATE

This gate offers a simple, decorative design ideal for use with the matching Elite St Esprit Fence Panel.

Pressure Treated Green:

H180 x W90 x D4.5 cm | ESMSQGT

Supplied as singles

For this product we recommend:
POST RANGE | EPO*
HINGE SET | CHGBKIT



ELITE ST MELOIR GATE - 6FT

Offers a simplistic yet decorative design of a domed edged and grooved trellis. Easily hung from either side, the gate features a fully mortise and tenon jointed frame.

Pressure Treated Green:

H180 x W90 x D4.5 cm | ELTMLGT

Supplied as singles

For this product we recommend:
POST RANGE | EPO*
HINGE SET | CVHRKIT / CVHLKIT



ELITE ST MELOIR GATE - 3FT

Offers a simplistic yet decorative design of a domed edged and grooved trellis. Easily hung from either side, the gate features a fully mortise and tenon jointed frame.

Pressure Treated Green:

H98.5 x W90 x D4.5 cm | ELTMLGT3

Supplied as singles

For this product we recommend:
POST RANGE | EPO*
HINGE SET | CVHRKIT / CVHLKIT





SUPERIOR LAP GATE

A Lap gate which perfectly compliments the design and strengths of the Superior Lap panels.

H180 x W90 x D3.8 cm

Pressure Treated Golden Brown | GSLGT

Pressure Treated Green | GSLGTG

Pressure Treated Dark Brown | GSLGTDB

Pack Size: 3

For this product we recommend:
POST RANGE | PO*/PO*G
HINGE SET | LHKIT



SUPERIOR FEATHEREDGE GATE

Adopting the build characteristics of the Superior Featheredge panel, this gate is both strong and attractive.

H180 x W90 x D5 cm

Pressure Treated Golden Brown | GSFEGT

Pressure Treated Green | GSFEGTG

Pressure Treated Dark Brown | GSFEGTDB

Supplied as singles

For this product we recommend:
POST RANGE | PO*/PO*G
HINGE SET | LHKIT



SIDE ENTRY ARCH GATE

The Side Entry Arch Gate is a heavy duty gate which benefits from a sturdy mortise and tenon jointed frame.

H184 x W90 x D3.8 cm

Pressure Treated Golden Brown | SEAR6

Pack Size: 3

For this product we recommend:
POST RANGE | P08
HINGE SET | CHGBKIT



TONGUE AND GROOVE LEDGED & BRACED GATE

The sturdy tongue and groove structure provides this gate with it's strength and durability.

H180 x W90 x D5.2 cm

Pressure Treated Green | TGLBG

Pack Size: 3

For this product we recommend:
POST RANGE | P08
HINGE SET | LHKIT



SUPERIOR CLOSEBOARD GATE

A Closeboard gate which perfectly compliments the design and strengths of the Superior Closeboard panels.

H180 x W90 x D3.8 cm

Pressure Treated Golden Brown | GSCBG

Pressure Treated Green | GSCBG

Pack Size: 3

For this product we recommend:
POST RANGE | PO*/PO*G
HINGE SET | LHKIT




YOU MIGHT ALSO NEED:



'SUFFOLK' LATCH & HINGE FITTINGS KIT | LHKIT - NEW

Pack contains:
2x T Hinges 10", 1x 'Suffolk' Latch, Screws
Pack size: 10



CURVED HINGE FITTINGS KIT | CVHRKIT (RHS) / CVHLKIT (LHS) - NEW

Available for both right hanging or left hanging gates.

Pack contains:
1x Top Curve Hinge, 1x Bottom Hinge, Screws
Pack size: 10



ARCHED FEATHEREDGE GATE

Ideal for use in conjunction with all Grange Featheredge panels.

H180 x W90 x D6.2 cm

Pressure Treated Green | AFG6

Pack Size: 3

For this product we recommend:
POST RANGE | P08
HINGE SET | CHGBKIT



CLOSEBOARD GATE

A classic vertical board gate with fine sawn timber for a smooth finish.

H181.5 x W90 x D3.8 cm

Pressure Treated Golden Brown | SEC6

Pack Size: 3

For this product we recommend:
POST RANGE | P08
HINGE SET | LHKIT



Palisade Gates & Fences



ROUND TOP PALISADE PANEL

Ideal for constructing a new fence run or repairing an existing one, making your garden a private space to relax in.

Pressure Treated Green

H90 x W180 x D4.4 cm | RTP09

H120 x W180 x D4.4 cm | RTP12

Pack Size: 18

H80 x W180 x D3.2 cm | RTP08G - **NEW**

Pack Size: 20

For this product we recommend:
POST RANGE | RTPPOST



ROUND TOP PALISADE GATE

Our traditional style Round Top Palisade gate can be used alongside a matching fence panel to complete the look.

Pressure Treated Green

H90 x W90 x D4 cm | RTPGT

Pack Size: 5

For this product we recommend:
POST RANGE | RTPPOST



PALISADE PANEL TULIP

Manufactured from finely sawn timber, the Tulip offers a stylish but modern design of fencing for your garden.

Pressure Treated Golden Brown

H90 x W183 x D3.5 cm | PALTUL3

Pack Size: 20

For this product we recommend:
POST RANGE | PALEPTUL5GB



PALISADE TULIP GATE

Designed to blend seamlessly with the Palisade Panel Tulip for a consistent and attractive run of fencing.

Pressure Treated Golden Brown

H90 x W87.5 x D4.8 cm | PALGT3

Pack Size: 3

For this product we recommend:
POST RANGE | PALEPTUL5GB
HINGE SET | THKIT





PALE GATE

The Pale gate is versatile and great to use with a variety of styles of fencing.

Pressure Treated Green

H90 x W90 x D4.5 cm | PALEG0991

Pack Size: 3

For this product we recommend:
POST RANGE | P06G
HINGE SET | THKIT



SOLID INFILL PATH GATE

Simple, clean lines crafted from planed timber with the option to hang from either side.

Pressure Treated Green

H90 x W90 x D4.5 cm | SOLPALGT

Pack Size: 3

For this product we recommend:
POST RANGE | P06G
HINGE SET | THKIT



DOME LEDGED & BRACED PATH GATE

A domed top gate with a simple, yet rustic, feel. Ideal to use along a pathway or entrance.

Pressure Treated Green

H105 x W90 x D3.6 cm | DOMLGBT

Pack Size: 3

For this product we recommend:
POST RANGE | P06G
HINGE SET | THKIT



YOU MIGHT ALSO NEED:



HINGE & AUTO LATCH FITTINGS KIT | THKIT

Pack contains:

2x T Hinges 10", 1x Auto Latch , Screws

Pack size: 10



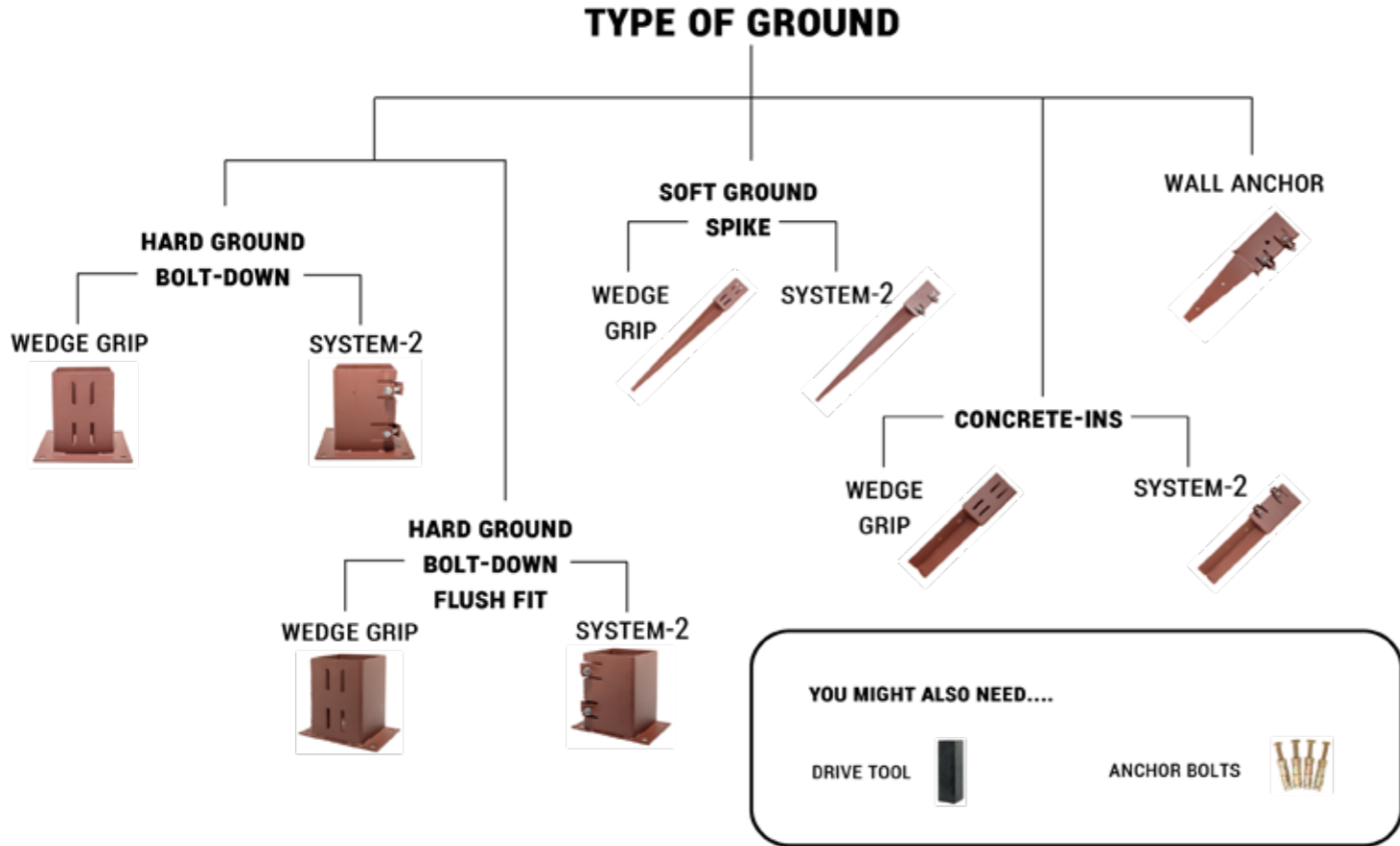
Metpost



Don't Forget Your



'The Original and the Best'



POST SUPPORT: SYSTEM 2
 System 2's secure twin bolt mechanism is ideal for large projects such as pergolas and decking.

- 1. 75mm post: 600 mm spike | 1006
(Height: 75cm - Width: 6cm)
Pack size: 10
- 2. 75mm post: 750 mm spike | 1007
(Height: 75cm - Width: 7.5cm)
Pack size: 10
- 3. 100 mm post: 750 mm spike | 10032
(Height: 75cm - Width: 10cm)
Pack size: 5



POST SUPPORT: THE WEDGE GRIP
 Ideal for fencing projects, the Wedge holds each post in a vice without the need for nails or screws.

- 1. 75 mm post: 600mm spike | 1106
(Height: 75cm - Width: 6cm)
Pack size: 10
- 2. 75 mm post: 750mm spike | 1107
(Height: 75cm - Width: 7.5cm)
Pack size: 10
- 3. 100 mm post: 750mm spike | 11032
(Height: 75cm - Width: 10cm)
Pack size: 5



BOLT DOWNS

Plan the position of your Bolt Downs. Secure your surface using Anchor Bolts.

System-2 for 73–78 mm posts | 1040
(Height: 15cm - Base: 15cm sq.)

Pack size: 10

System-2 for 99–103 mm posts | 1041
(Height: 15cm - Base: 17cm sq.)

Pack size: 10

Wedge Grip for 73–78 mm posts | 1140
(Height: 15.5cm - Base 15cm sq.)

Pack size: 10

Wedge Grip for 99–103 mm posts | 1141
(Height: 15cm - Base 17cm sq.)

Pack size: 10

Plain Box for 50 mm posts | 1142
(Height: 12.6cm - Base: 15cm sq)

Pack size: 10



FLUSH FITTING BOLT DOWNS

Enables you to site a post against a wall.

System 2 for 73–78 mm posts | 3110
(Height: 9cm - Base: 15cm)

Pack size: 10

System 2 for 99–103 mm posts | 4110
(Height: 11.4cm - Base: 17cm)

Pack size: 10



FLUSH FITTING BOLT DOWNS

Enables you to site a post against a wall.

Wedge Grip for 73–78 mm posts | 3111
(Height: 9cm - Base: 15cm)

Pack size: 10



WALL ANCHOR

A simple way to add height to a wall.

System 2 for 73–78 mm posts | 5110
(Height: 32cm - Width: 7.5cm)

Pack size: 10



POST SUPPORT: PLAIN BOX

Suitable for easy post removal and replacement.

50 mm post: 450 mm spike | 1104
(Height: 45cm - Width: 5cm)

Pack size: 10



REPAIR SPUR

Repair a broken or rotten post which has previously been concreted into the ground.

Wedge Grip for 75 mm: 78 mm posts | 1153
(Height: 45cm - Width: 7.8cm)

Pack size: 10

Wedge Grip for 99 mm: 103 mm posts | 1154
(Height: 53cm - Width 10.3cm)

Pack size: 10



CONCRETE-INS

Secure the anchor into the ground with concrete for a secure, permanent fixing.

1. Wedge Grip for 73–78 mm posts | 1123
(Height: 37.3cm)

Pack size: 10


3. System 2 for 73–78 mm posts | 2123
(Height: 37.3cm)

Pack size: 10

4. System 2 for 99–103 mm posts | 2124
(Height: 31.4cm)

Pack size: 10

Trellis



ELITE SQUARE LATTICE


Made from planed, chamfered and grooved timber, providing a beautiful decorative finish. Designed to compliment the Elite range of products.

Pressure Treated Green:

- H30 x W180 x D4 cm | ELTSQL1
- H60 x W180 x D4 cm | ELTSQL2
- H90 x W180 x D4 cm | ELTSQL3
- H120 x W180 x D4 cm | ELTSQL4
- H180 x W180 x D4 cm | ELTSQL6

Supplied as singles

Matching Products Available:




Fencing - page 12

Gate - page 23

Structures - page 50

Planters - page 59



ELITE ST MELOIR BOW TOP LATTICE


The trellis is planed, chamfered and grooved providing a beautiful decorative finish for multiple uses.

Pressure Treated Green:

- H60 x W180 x D4 cm | ELITEMLT2
- H105 x W180 x D4 cm | ELITEMLT4
- H180 x W180 x D4 cm | ELITEMLT6

Supplied as singles

Matching Products Available:



Fencing - page 12

Gate - page 23

Structures - page 50

Planters - page 59





ALDERLEY LATTICE TRELLIS

An attractive lattice, joint framed trellis available in various sizes. A part of the Valencia Garden Collection.

Pressure Treated Green:

H30 x W183 x D3 cm | ALDSQ1

H60 x W183 x D3 cm | ALDSQ2

H90 x W183 x D3 cm | ALDSQ3

H120 x W183 x D3 cm | ALDSQ4

H180 x W183 x D4 cm | ALDSQ18

Supplied as singles

Lattice dimensions: 2cm x 8mm
Trellis holes: 4cm sq.



ALDERLEY FAN TRELLIS

Featuring a beautifully crafted lattice, the Alderley Fan Trellis is ideal for mounting on fence panels or walls as well as being used with a planter to support plants.

Pressure Treated Green

H180 x W60 x D3 cm | ALDFAN

Supplied as singles

Lattice dimensions: 2cm x 8mm
Trellis holes: 4cm sq.
Height to shoulder: 172cm



SQUARE BADMINTON TRELLIS


Great as a fence top, privacy screen or supporting climbing plants. The Badminton Trellis is manufactured from fine sawn timber that provides a smooth and exceptional finish.

Pressure Treated Golden Brown

H62 x W183 x D3 cm | BADSQ61

Pack Size: 5

Trellis holes: 4.5cm sq.
Slats: 1.5cm



ALDERLEY DOME TRELLIS


An attractive lattice, joint framed trellis, a part of the Valencia Garden Collection.

Pressure Treated Green:

H50 x W183 x D3 cm | ALDDOME

Supplied as singles

Lattice dimensions: 2cm x 8mm
Trellis holes: 4cm sq.



SQUARE HIGHGROVE TRELLIS

This trellis has a rebated double frame for extra strength and manufactured from fine sawn timber for an extra smooth finish. Ideal as a privacy screen.

- trellis holes: 4.5cm sq.

Pressure Treated Golden Brown:

H32 x W183 x D4 cm | HSQ1

H61 x W183 x D4 cm | HSQ2

Pack size: 5





LILLESHELL LATTICE TRELLIS

This trellis is ideal as a privacy screen to zone off areas within the garden. Along with style, this trellis has a strong rebated frame structure.

Pressure Treated Green:

- H30 x W183 x D3 cm | LILLAT03
- H60 x W183 x D3 cm | LILLAT06
- H90 x W183 x D3 cm | LILLAT09
- H120 x W183 x D3 cm | LILLAT12
- H150 x W183 x D3 cm | LILLAT15
- H180 x W183 x D4.5 cm | LILLAT18

Supplied as singles

Lattice dimension: 2cm x 8mm
Trellis holes: 2cm sq.




DOUBLE SLATTED DIAMOND TRELLIS

This trellis combines an eye-catching design fitted into a rebated frame, making this a beautiful yet sturdy addition for the support of climbing plants.

Pressure Treated Green:

- H180 x W60 x D2.8 cm | GDST2 - NEW
- H180 x W90 x D2.8 cm | GDST3 - NEW

Pack Size: 16



HEAVY DUTY SQUARE TRELLIS

This heavy duty trellis with a robust frame is ideal for supporting climbing plants. The fine sawn timber provides a smooth, superior finish.

Pressure Treated Green:

- H32 x W183 x D3 cm | HDT1G

Pack size: 10

- H61 x W183 x D3 cm | HDT2G

- H90 x W183 x D3 cm | HDT3G

- H120 x W183 x D3 cm | HDT4G

- H181 x W183 x D3 cm | HDT6G

Pack size: 5

Trellis thickness: 3cm
Batons: 3.2 x 1.5 cm

Pressure Treated Golden Brown:

- H32 x W183 x D3 cm | HDT1

Pack size: 10

- H61 x W183 x D3 cm | HDT2

- H90 x W183 x D3 cm | HDT3

- H120 x W183 x D3 cm | HDT4

- H151 x W183 x D3 cm | HDT5

- H181 x W183 x D3 cm | HDT6

Pack size: 5



SLATTED TRELLIS

This stylish trellis is perfect for supporting climbing plants, creating privacy screens, or adding a touch of modern design to your outdoor space.

Pressure Treated Green:

- H180 x W30 x D2 cm | STP3 - NEW

- H180 x W60 x D2 cm | STP6 - NEW

- H180 x W90 x D2 cm | STP9 - NEW

Pack Size: 10





DIAGONAL TRELLIS

This Art-Deco inspired trellis is ideal for supporting climbing plants. The fine sawn timber provides a smooth, superior finish.

Pressure Treated Green:

H180 x W60 x D2.8 cm | NT6 - **NEW**

Pack size: 26



HEAVY DUTY FAN TRELLIS

This fan shape trellis allows plants to be supported in a more interesting and natural shape with a new and improved, fine sawn timber finish.

Pressure Treated Golden Brown:

H180 x W95 x D3 cm | HDFAN

Pack size: 5



V-TRELLIS

A fan trellis design with a contemporary twist, the V-Trellis is perfect for attaching to a wall for climbing plants.

Pressure Treated Green:

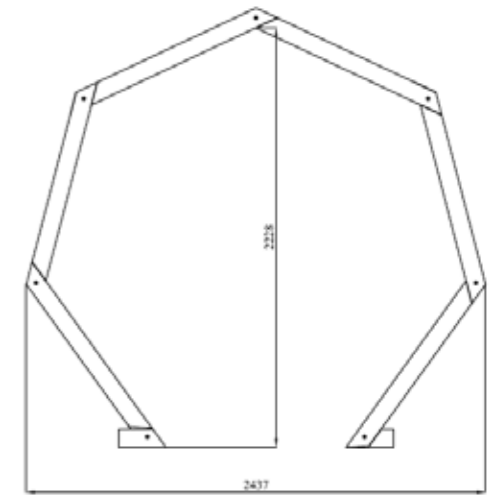
H80 x W60 x D2.8 cm | GVT2 - **NEW**

Pack size: 32



Contemporary Screen | CSCRN6

Pergolas

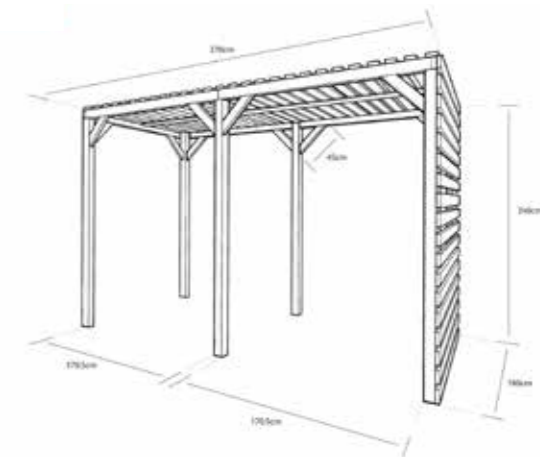


HEXAGON MOON GATE

This unique and stylish gate is inspired by the traditional Eastern style moon gate, but with a modern twist. The hexagonal shape adds a touch of whimsy and sophistication, while the open design allows for a seamless transition between different areas of your garden.

Pressure Treated Green:

H223.4 x W239.5 x D27 cm | HEXMG



CONTEMPORARY URBAN PERGOLA

This modern pergola is great for dining and entertaining, the back screen is ideal for hanging plants as well as providing a wind shield.

Pressure Treated Green:





H244 x W370 x D180 cm | CONURBP

Posts: 9cm sq.

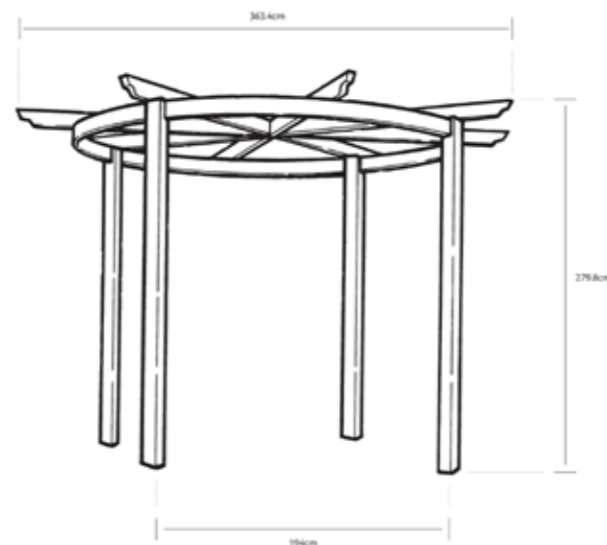
Screen slat width: 9.5cm

Weight: 237.5kg

Matching Products Available:

-  Fencing - page 11
-  Gate - page 23
-  Planters - page 55
-  Structures - page 47





CAROUSEL PERGOLA

A timeless garden structure. The curves of the top beam reflect the natural shapes in your garden, whilst providing an effective frame for a garden feature beneath.

Pressure Treated Green:

H280 x W363.5 x D363.5 cm | PKITCRAG

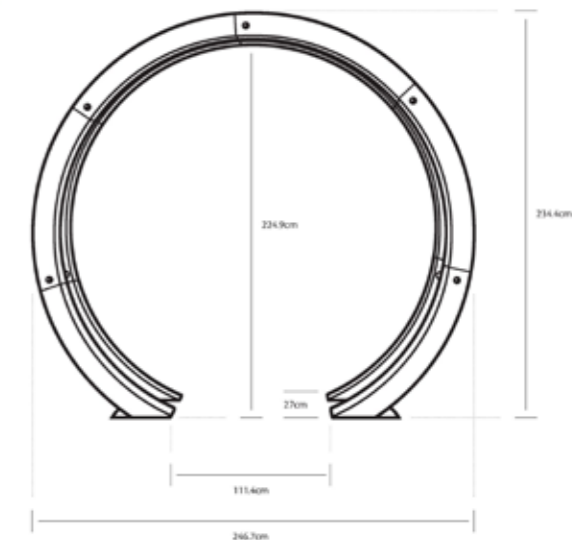
Posts: 9.5cm sq.

Outer diameter: 360cm

Internal diameter: 270cm

Overhang: 40cm (approx)

Weight: 134kg



FREE STANDING FLOWER CIRCLE

The contemporary Flower Circle is constructed using two rounded beams closely connected with stainless steel rods to create a sculptural archway.

Pressure Treated Green:

H234.5 x W247 x D27 cm | FSFCIRCSPK (with ground spikes)

H234.5 x W247 x D27 cm | FSFCIRCBDA (with bolt downs)

Pre-treated Charcoal Black:

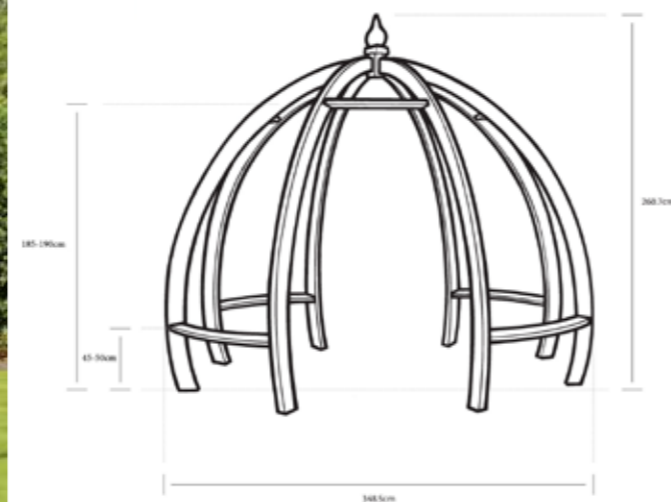
H234.5 x W247 x D27 cm | FSFCIRCBLSPK (with ground spikes)

H234.5 x W247 x D27 cm | FCIRCBLBDA (with bolt downs)

Timber thickness: 9.5cm x 4.4cm

Weight: 42kg

AS FEATURED ON THE ALAN TITCHMARSH ITV SHOW 'LOVE YOUR GARDEN'



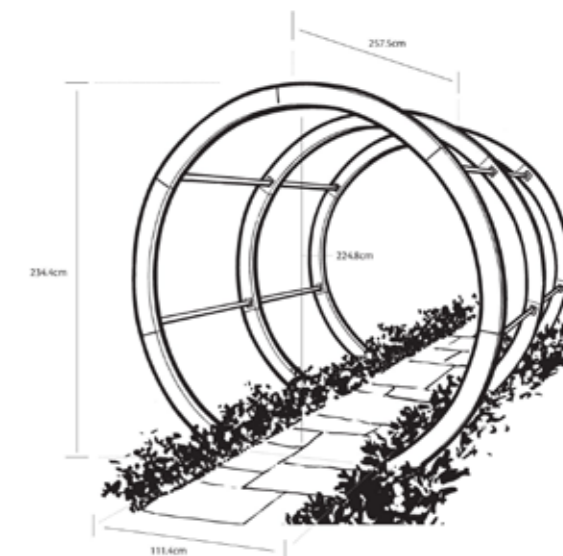
APOLLO PERGOLA

A distinctively designed dome shaped structure that will give your garden a contemporary feel. As a centrepiece, it can provide a focal point for fountains, ornaments or a picnic area.

Pressure Treated Green:

H261 x W348.5 x D344.5 cm | APOLPERG

Weight: 100kg



FLOWER WALK

An eye-catching and contemporary design which gives an attractive outline to your garden path.

Pressure Treated Green:

H234.5 x W250 x D257.5 cm | FLWCCL (No Fixings)

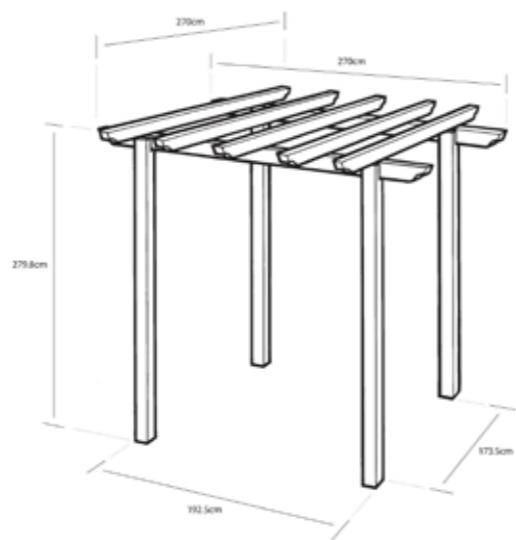
H234.5 x W250 x D257.5 cm | FLWCCLB (Bolt Down Fixings)

H234.5 x W250 x D257.5 cm | FLWCCLC (Ground Spike Fixings)

Gap between circles: 120cm

Weight: 67kg



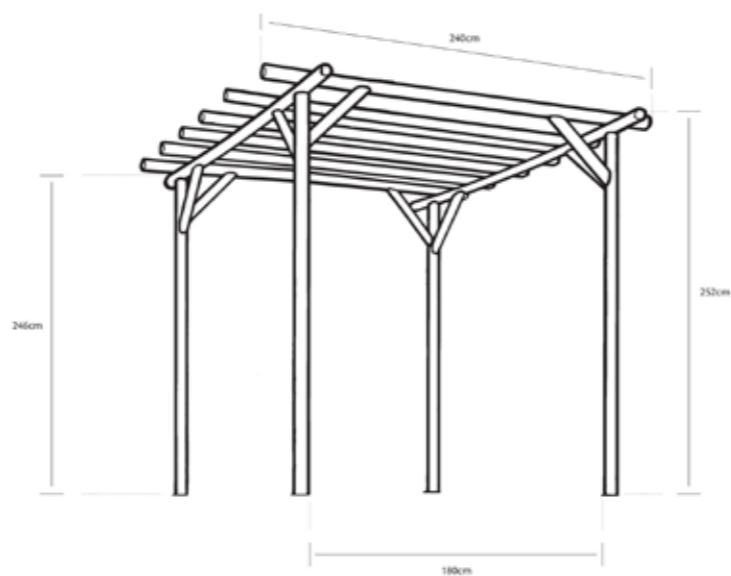



TRADITIONAL PERGOLA

Ideal for use on a lawn or patio area. Great for growing climbing plants and roses.

Pressure Treated Green:
H280 x W270 x D270 cm | PKTRADA

Posts: 9.5 x 9.5cm
Weight: 129kg



RUSTIC ROSE PERGOLA


Ideal for use on a lawn or patio area. Great for growing climbing plants and roses.

Pressure Treated Green:
H252 x W240 x D240 cm | RRPERG

Posts: 240cm height
Weight: 70kg



Arches & Arbours



CONTEMPORARY ARBOUR

This striking arbour combines modern straight lines and a classic curved roof, created using quality finger joints.

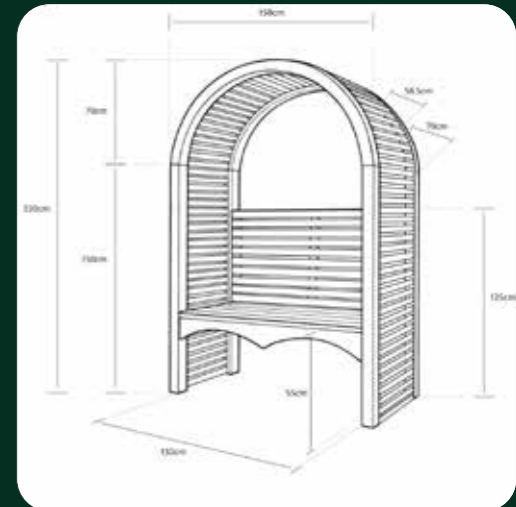
Pressure Treated Green:

H220 x W150 x D70 cm | CONTARB


Pre-treated Charcoal Black:

H220 x W150 x D70 cm | CONTARBCB

Weight: 90kg



Matching Products Available:



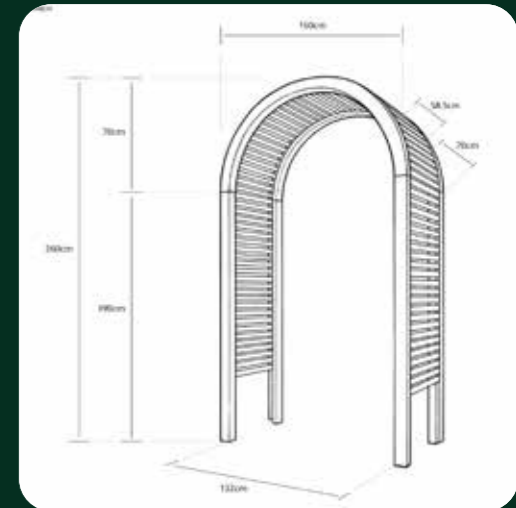
CONTEMPORARY ARCH

The chunky arched top, posts and slats are planed, rounded and chamfered for a modern look.


Pressure Treated Green:

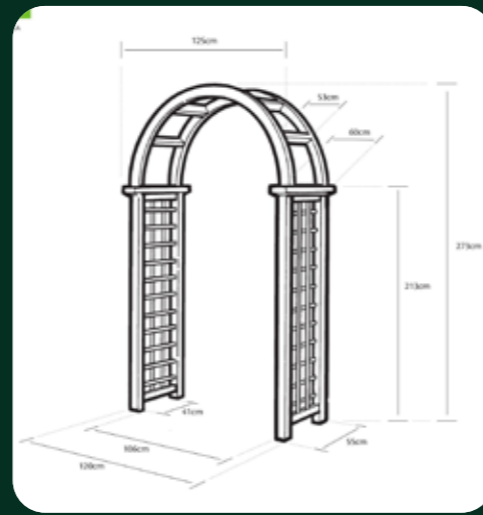
H260 x W150 x D70 cm | CONTARCH

Weight: 74kg



Matching Products Available:





ELITE GRANVILLE ARCH

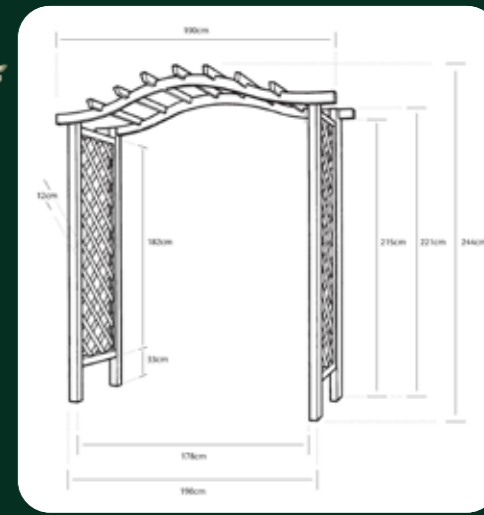
Classic look, strong and robust. This arch is suitable as a free standing structure on either a path or garden space. The square trellis sides are ideal for climbing plants.

Pressure Treated Green:
H273 x W125 x D60 cm | EGA

Posts: 7cm sq.
Will fit paths: Up to 105cm wide

Weight: 44kg

Matching Products Available:



ELITE PORTICO ARCH

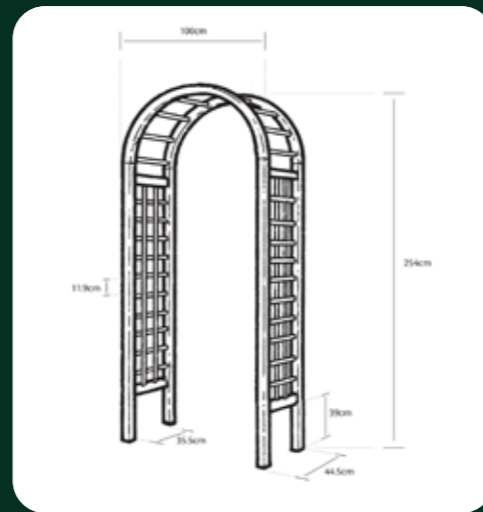
Unique design with a curved roof and lattice style trellis side panels - a stylish solution for any garden space. The space for hanging baskets will enhance a path, or it can be used as a standalone feature.

Pressure Treated Green:
H244 x W210 x D112.5 cm | ELITEPORTE

Posts: 6cm sq.
Will fit paths: up to 180cm wide
Holes in trellis: 12cm

Weight: 55kg

Matching Products Available:



ELITE GARDEN ARCH

A subtle arch creates an attractive garden structure. Square trellis sides are complemented by a curved top.

Pressure Treated Green:
H254 x W100 x D44.5 cm | ELITEARCH

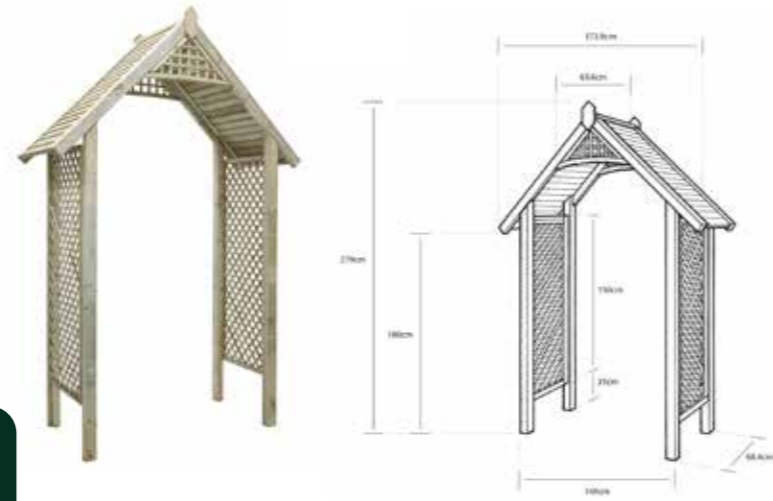
Posts: 4.5cm sq.
Will fit paths: Up to 90cm wide

Weight: 20kg

Matching Products Available:



Elite Meloir Panel | ELTMLPAN*



VALENCIA ARCH

A strong and robust arch with diamond trellis sides and a slatted roof finished with pointed finials. This classic design is ideal for accentuating any garden path.

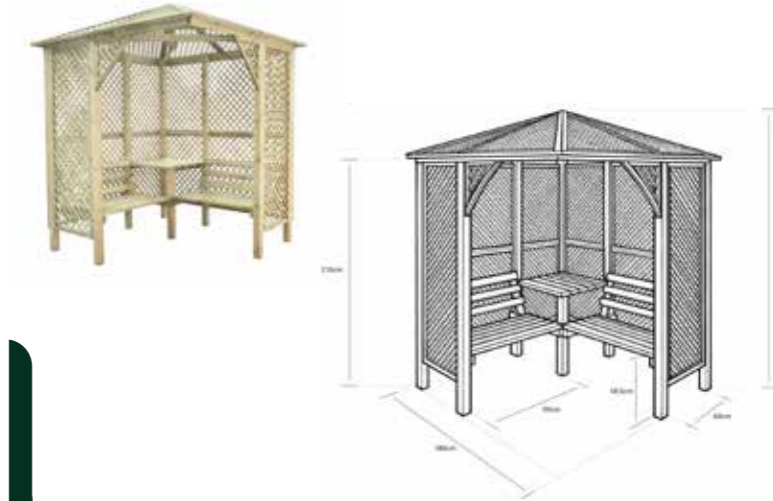
Pressure Treated Green:
H279 x W174 x D72 cm | VALARCH

Weight: 64kg

Matching Products Available:



Trellis - page 36



VALENCIA CORNER ARBOUR

A structure ideal for creating a sheltered dining area or a relaxing seating area. The lattice trellis design creates a truly classic structure.

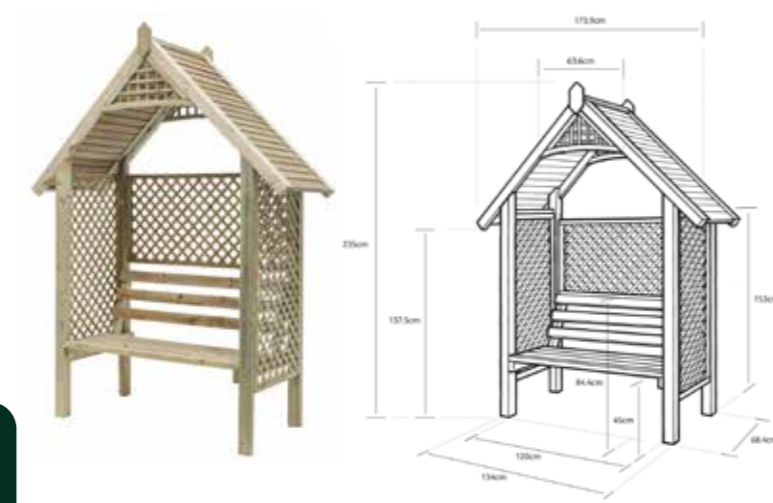
Pressure Treated Green:
H230 x W200 x D200 cm | VALCORARB

Lattice Dimension: 20mm x 8mm
Trellis Holes: 40mm sq.5
Weight: 306kg

Matching Products Available:



Trellis - page 36



VALENCIA ARBOUR

This classic arbour is designed with diamond trellis sides and back to support climbing plants. The slatted roof provides extra protection from the sun you to sit back and relax.

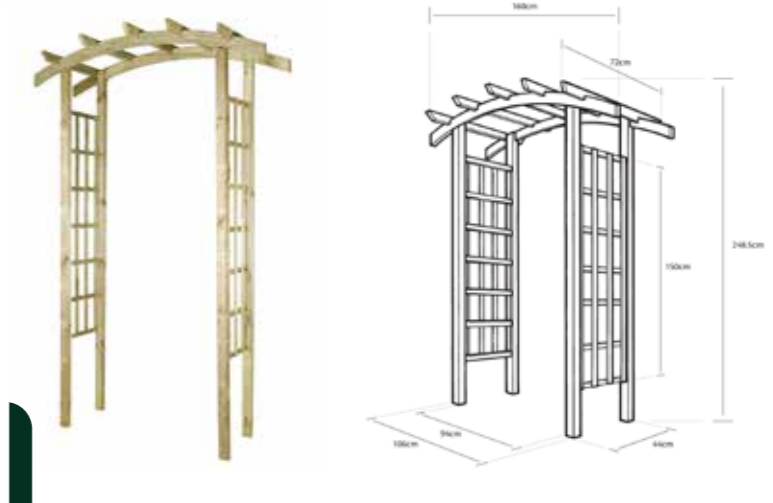
Pressure Treated Green:
H235 x W174 x D68.5 cm | VALARB

Weight: 86kg

Matching Products Available:



Trellis - page 36



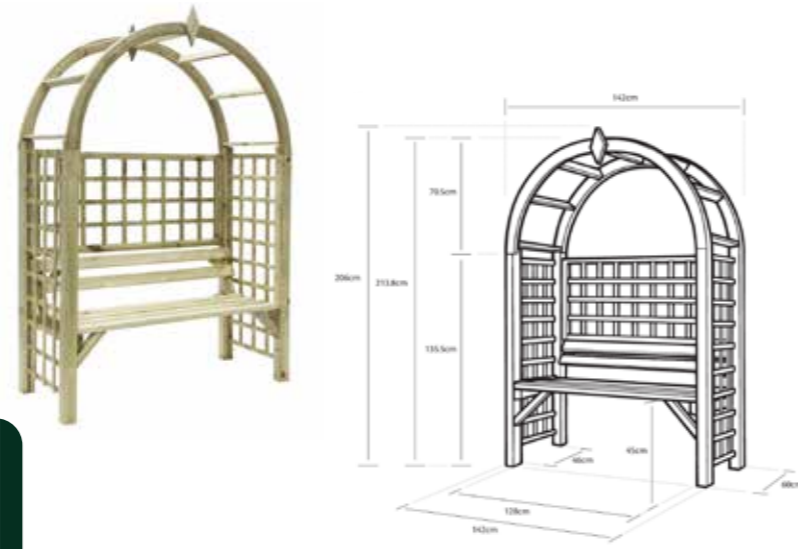
BOW TOP ARCH

Decorative square trellis sides to enhance any garden space. The structure is ideal for creating an impressionable pathway or as a decorative garden feature.

Pressure Treated Green:
H248.5 x W160 x D72 cm | BTA

Weight: 33.5kg



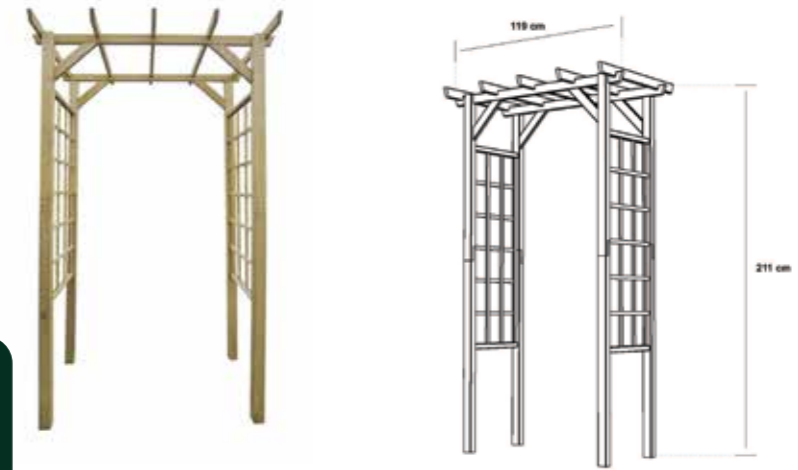


MONTBELLO ARBOUR

A large and inviting structure with an attractive bow shaped roof. This versatile structure is ideal for both contemporary and traditional gardens alike.

Pressure Treated Green:
H213.8 x W142 x D60 cm | MONTARB

Weight: 60kg

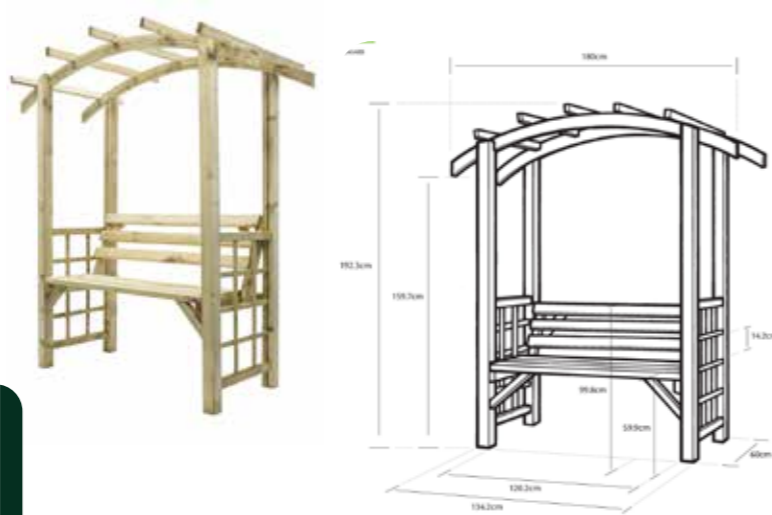


TENERIFE ARCH

This stylish archway is perfect for defining pathways or providing support for climbing plants. Supplied flat-packed small enough to fit into your car, making it easy to buy and take home the same day.

Pressure Treated Green:
H211 x W119 x D70 cm | ETTARCH - NEW

Weight: 23.7kg
Pack Size: 10



ROMANA ARBOUR

A simple structure that will add to the appearance and character of your garden. The comfortable bench is ideal for you to sit and relax, whilst the half trellised sides are perfect for supporting climbing plants.

Pressure Treated Green:
H192.5 x W180 x D87 cm | ROMARB

Weight: 62kg



Superior Lap Gate Green | GSLGTG

Planters & Landscaping



URBAN SCREEN SQUARE PLANTER

An attractive square planter with an integrated, stylish trellis feature at the back which is perfect for climbing planters or vegetables.

Pressure Treated Green:

H118 x W40 x D40 cm | USPS - **NEW**

Weight: 15kg

Pack Size: 10



RECTANGULAR CONTEMPORARY PLANTER

Perfect as a showpiece on a patio or decking area. Designed to match the Contemporary Collection.

Pressure Treated Green:

H33 x W120 x D50 cm | CONPLREC

Weight: 13.5kg

Supplied as singles

Matching Products Available:



Fencing - page 11



Gate - page 23



Structures - page 47





TALL CONTEMPORARY PLANTER

A modern planter designed to complement the Contemporary Vogue Fence Panel and structures.


Pressure Treated Green:

H72 x W40 x D40 cm | CONPLTL

Weight: 10.5kg

Supplied as singles

Matching Products Available:



ELITE RECTANGULAR PLANTER

Robust planter ideal for planting displays, or growing vegetables. The smooth timber is planed and heavy duty.

Pressure Treated Green:

H30 x W120 x D40 cm | ERP

Weight: 23.31kg

Supplied as singles

Matching Products Available:



SQUARE CONTEMPORARY PLANTER

This robust square planter is a perfect addition to the Grange Contemporary Vogue Fence Panel and structures range.

Pressure Treated Green:

H50 x W50 x D50 cm | CONPLSQ


Pretreated Charcoal Black:

H50 x W50 x D50 cm | CONPLSQCB

Weight: 11kg

Supplied as singles

Matching Products Available:



ELITE SQUARE LARGE PLANTER

Heavy duty large square planter which is ideal for planting displays in your garden.


Pressure Treated Green:

H36 x W50 x D50 cm | ESLP

Weight: 20.98kg

Supplied as singles

Matching Products Available:





ELITE SQUARE MEDIUM PLANTER

Ideal for creating a modern planting display.

Pressure Treated Green:

H30 x W40 x D40 cm | ESMP

Weight: 10.73kg

Supplied as singles

Matching Products Available:



Fencing - page 12



Gate - page 23



Trellis - page 33



Structures - page 48



TRELLIS OBELISK

Perfect for growing runner beans or other climbing plants.

Pressure Treated Green:

H179.8 x W53 x D53 cm | TRELOB

Weight: 7.39kg

Supplied as singles



HEXA PLANTER

Perfect as a showpiece on a patio or decking area. Designed to match the Contemporary Collection.

Pressure Treated Green:

H30.5 x W45 x D39 cm | HEXPL

Supplied as singles



LOG EDGING ROLL

Log Roll Edging is ideal for border edges or for creating small boundary fencing. This product is flexible to suit all borders.

Pre-treated Grey:

H17 x W120 x D1.4 cm | GRLE120 - **NEW**

Pallet quantity: 144



HORIZONTAL LOG BORDER EDGING

This grey log border edging makes it easy to create decorative borders in your back garden; perfect for enhancing special features such as flower beds or paths. This product is rigid and is not suitable for round edges.

Pre-treated Grey:

H15 x W100 x D2.4cm | HLB100GREY - **NEW**

Pallet quantity: 240





LANDSCAPE POLE

Machine rounded timber pole great for supporting plants and trees or for creating special features for landscaping projects.

Pressure Treated Green:

H75 x DIA8 cm | LP26G

H120 x DIA8 cm | LP4G

H160 x DIA8 cm | LP56G

Pack size: 20



TREE POLE

Machine rounded timber ideal to use as a plant or tree support.

Pressure Treated Green:

H150 x DIA4 cm | RPOLE540G

H180 x DIA4 cm | RPOLE640G

Pack size: 12

H180 x DIA6 cm | RPOLE6G

H240 x DIA6 cm | RPOLE8G

Pack size: 20



LOG EDGING ROLL

The Log Roll Edging is ideal for border edges or for creating small boundary fencing.

Pressure Treated Green:

H15 x W180 x D3 cm | GLE150P

Pallet quantity: 72

H22.5 x W180 x D3 cm | GLE225P

Pallet quantity: 48

H30 x W180 x D3 cm | GLE300P

Pallet quantity: 36



GREEN LOG EDGING BOARD

The green log edging board makes it easy to create decorative borders in your back garden; perfect for enhancing special features such as flower beds or paths.

Pressure Treated Green:

H15 x W100 x D4.5 cm | GLEB150P

Pallet quantity: 84

H30 x W100 x D4.5 cm | GLEB300P

Pallet quantity: 52



DAHLIA STAKE

Dahlia stakes are square cut pressure treated pieces of timber which are best used to support your plants or trees.

Pressure Treated Green:

H120 x W2.5 x D2.5 cm (*50) | GS4G

H150 x W3.1 x D3 cm (*50) | GS531G

H180 x W3.1 x D3 cm (*50) | GS631G

H180 x W2.5 x D2.5 cm (*50) | GS6G

*Banded quantities



FIXING SPIKE

The fixing spike can be used in numerous garden applications from securing log edging to defining building plots.

Pressure Treated Green:

H45 x W3.1 x D3 cm | FIX32G

Pack size: 100



HORIZONTAL LOG BOARD

The Horizontal Log Board is ideal for border edges or for creating small boundary fencing.

Pressure Treated Green:

H14 x W100 x D7 cm | HLOGBRD

Pack size: 120



SAWN NEW RAILWAY SLEEPER

A large piece of timber in the design of a classic railway sleeper. Use for garden edging and creating steps, raised terraces or beds.

Pressure Treated Green:

H20 x W120 x D12 cm | SSS12

Pallet quantity: 24



Accessories



BALL FINIAL POST CAP

This post cap adds a decorative feel to a number of fence panels.

Dipped Brown:

1. H13.5 x W10 x D10 cm | BALLPC

Pack size: 20



ELITE BALL FINIAL POST CAP

Pressure Treated Green:

2. H10 x W10 x D10 cm | EBALLPCG

Pack size: 20



HEAVY DUTY POST CAP

As well as adding a decorative feel this also adds extra protection to your post.

Pressure Treated Brown:

H2 x W12 x D12 cm | PCHD55

Pressure Treated Green:

H2 x W12 x D12 cm | PCHD55G

Pack size: 50



FLAT POST CAP

This post cap adds a decorative feel to a number of fence panels.

Pressure Treated Brown:

H2 x W10 x D10 cm | PC22

Pressure Treated Green:

H2 x W10 x D10 cm | PC22G

Pack size: 100



TIMBER GRAVEL BOARD

Ideal to use with traditional styles of fencing.

Pressure Treated Brown:

H15 x W183 x D2 cm | TGB6

Pack size: 49



FEATHEREDGE CAPPING RAIL

Provides a neat top to the featheredge panel system.

Pressure Treated Green:

H183 x W5 x D2.5 cm | CAPNGFE

Pack size: 10





COMPOSTER MEDIUM

This generously sized wooden Garden Composter is essential for every garden, providing insulation, allowing the compost to breathe.

Pressure Treated Green:

H71.5 x W93 x D93 cm | CM930

(Capacity: 450 litres)

Pallet quantity: 12



COMPOSTER LARGE


This large wooden Garden Composter is essential for every garden, providing insulation, allowing the compost to breathe.

Pressure Treated Green:

H71.5 x W113 x D113 cm | CM1130

(Capacity: 700 litres)

Pallet quantity: 12



GRAVEL BOARD CLIPS & ARRIS RAIL BRACKETS

1. Gravel Board Clip 25 mm | 1112


Pack size: 50

1. Gravel Board Clip 50 mm | 1113

Pack size: 50

2. Arris Rail Bracket 220 mm | 11131

Pack size: 50



METPOST FIXING CLIPS

1. U-shaped clip 41 mm | 1108

2. U-shaped clip 46 mm | 1109

3. U-shaped clip 52 mm | 1110

Items 1-3 - Pack size: 250

4. L-shaped clip 50 mm x 25 mm x 25 mm | 1111

Pack size: 200

5. U-shaped trellis clip 32 mm | 1114

Pack size: 250



6" TRELLIS CAPPING RAIL

Provides a neat top to your trellis.

Pressure Treated Golden Brown:

H4 x W183 x D2.5 cm | CAPPINGS

Pack size: 10



ELITE PANEL SIDE STRIP

Use the side strip to extend the width of fence panels to 183 cm for a perfect fit with current posts and gravel boards.

Pressure Treated Green:

H180 x W4 x D1.5 cm | EPSS

Pack size: 10



EXTRA BOLTS

Anchor bolts: M8 x 65 mm long in packs of 4 | ANCBOLT

Pack size: 10 (4 bolts in each pack)



DRIVE TOOLS

Facilitates driving post supports into the ground.

1. For 75 mm Box 58 x 180 mm | 332

Pack size: 10

2. For 100 mm Box 78 x 190 mm | 442

Pack size: 10



METPINS

Log Roll Pin (Galvanised)

25 x 450 mm | 702

Pack size: 50



POST EXTENDER

Raises the height of an existing post.

75 x 180 mm | 162

Pack size: 10

100 x 180 mm | 1644

Pack size: 10



HOOK & BANDHINGES & RING HANDLE | CHBGKIT

Pack contains:

2x CHB Hinges 10", 2 x Hook Plates, 1x Latch Set, Screws

Pack size: 10



HINGE & AUTO LATCH FITTINGS KIT | THKIT

Pack contains:

2x T Hinges 10", 1x Auto Latch, Screws

Pack size: 10



'SUFFOLK' LATCH & HINGE FITTINGS KIT | LHKIT - NEW

Pack contains:

2x T Hinges 10", 1x 'Suffolk' Latch, Screws

Pack size: 10



CURVED HINGE FITTINGS KIT | CVHRKIT (RHS) / CVHLKIT (LHS) - NEW

Available for both right hanging or left hanging gates.

Pack contains:

1x Top Curve Hinge, 1x Bottom Hinge, Screws

Pack size: 10

Sheds & Seating



NEW



6X4FT GARDEN SHED

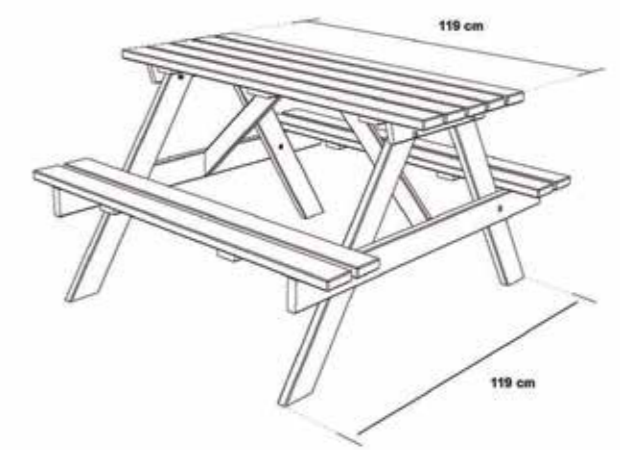
The 6x4ft wooden shed features a classic 'barn door' entryway to make storing and accessing your larger items easier. The windowless design means the contents of your shed stay private and away from prying eyes, the floor and roof are made using tongue and groove timber boards.

Pressure Treated Green:
H214 x W196 x D125 cm | GWS6FT - **NEW**

Weight: 188kg
Supplied as singles



NEW



OASIS PICNIC TABLE

A compact picnic table which offers a great place to entertain and enjoy drinks or meals in your garden, plus this table is designed to be easy to transport at point of sale.

Pressure Treated Green:
H71.8 x W119 x D119 cm | ETTPTABLE - **NEW**

Weight: 35kg
Pack Size: 16



Merchandising

Grange have a range of materials and downloadable content available for stockists to help merchandise and market our products. If you would like a copy of our Marketing Pack please contact your local stockist or our customer service team who will be happy to help you.



STEP DISPLAY KITS

A kit containing the stand, POS signage and A4 individual product cards (where applicable).

FLEXSASET | Step display set with flexible stock line-up

Please contact your area manager for advice on which products are suitable for your branch.

GSLSDSET | Step display set with fixed GSL Ranged stock line-up

Panels included: 1x GSL, 1x GSCBN, 1x GSFE

METPOST DISPLAY STAND

A kit containing the stand, POS signage and A4 individual product cards (where applicable).

MPMERCHB | Metpost Stand
H153 x W120 x D66cm

Stock profile can be customised to customer requirements.

Please speak to your Area Sales Manager or Customer Support for further details.



BANNER

Promotional banners, please speak to your local area sales manager for availability.

SUPERIOR FAMILY

Lap | Closeboard | Featheredge Panels & Gates

Exclusively by **Grange**

20 YEARS

ON SALE HERE

- ✔ Mortise & Tenon Fully Rebated Frame
- ✔ Slats Recessed into Framework
- ✔ Integrated Capping Rail
- ✔ Smooth Sawn Timber
- ✔ Available in 3 Colours (Closeboard only available in Golden Brown)

LOOKS BETTER | BUILT STRONGER | LASTS LONGER

MARKET LEADING GUARANTEE AGAINST ROT AND FUNGAL DECAY

Distribution & Support

In addition to our merchandising options, Grange can support your business with the help of our Merchandising Team. Travelling the entirety of England, Scotland & Wales; the team are available for installing SRS racking, step displays or even custom product display areas for your branch.



Grange operates its own fleet of HGV's along with 3rd party haulage partners, allowing us to flex delivery capacity seasonally with demand.



Vertical or Horizontal?

Did you know all of our traditional panels are available in Vertical packaging as well as the usual Horizontal style?

Vertical packaging is a great way to save space in your yard thanks to its reduced footprint, there are no equipment rental charges for the pallet shoes, any packaging is disposable in branch once the pallet is empty, plus the added bonus of the elimination of water pooling on the panels. The vertical packaging also looks better as your customers can see the panel upright, on display helping them visualise how they would see the panel in their garden.



Additional Info

Understanding characteristics of timber

It must be remembered that timber is a natural product and will be subject to movement and weathering as it seasons. It is not uncommon for small splits to occur (called shakes) in timber when drying, and for warping when timber is allowed to dry too rapidly. These will normally go back when humidity rises. This is nature at work and should not be considered as a fault. Acceptable limits are defined in the relevant British Standards. For further information on characteristics on timber, visit our website

www.grangefencing.co.uk

Pressure treatment disclaimer

We are committed to using a pressure treatment method across our full range of timber products to provide a superior approach to wood preservation and eliminate the need for costly and time-consuming maintenance. Should the pressure treated wood be cut, drilled or notched, we recommend that a cut end treatment be applied to ensure the effectiveness of the treatment. Paints, wood stains and water repellent can be applied however we recommend you closely follow the manufacturer's instructions.

CONDITIONS OF GUARANTEE

a) should the pressure treated wood be cut, drilled or notched, a cut end treatment must be applied to ensure the effectiveness of the treatment. (Note: cutting the wood is considered a modification which will render the guarantee null and void)

b) Paints, wood stains and water repellent can be applied - however, we recommend you closely follow the manufacturer's instructions.

c) Any product modification will render the guarantee null and void.

d) The guarantee covers the cost of replacement goods only.

e) Grange cannot be held liable for any damages or injuries of any kind resulting from incorrect use, assembly or siting of the products. Where supplied, instructions and directives should be followed carefully.

f) Retain proof of purchase in order to claim on this guarantee.

These conditions do not affect your statutory rights.

Full T&C's can be found on our website
www.grangefencing.co.uk

TIMBER TREATMENTS

IMPRALIT KDS
Pressure treated green

IMPRALIT KDS +brown paste

IMPRALIT TSK +farb paste pinia
Pressure treated golden brown

IMPRALAN FARBKONZENTRAT SCHWARZ
Pre-treated Grey

TERMS AND CONDITIONS

Disclaimer

Grange cannot be held liable for any damages or injuries of any kind relating from the incorrect use, assembly or siting of the products described in this brochure. All dimensions are approximate as the characteristics of timber can alter sizing. We advise for you to wait until you have received and erected your product before preparing the instillation of your footprint area as dimensions may have variations due to improved product specification and development which is subject to change without notice.

Copyright

© Copyright 2023 Grange Fencing LTD. All rights reserved. In line with the company's policy of continuous improvement, the right is reserved to change and improve product design without prior notice. All dimensions quoted are approximate and subject to change.

All products and related emblems features are trademarks of Grange Fencing LTD.

Trade Account D-Day Schedule

A helpful order and delivery guide for our trade customers in the UK and Ireland

AREA 1

ORDER MONDAY
DELIVERY THURS/FRI

B BL BN CB CH
CM CO CT CV CW
DE DY IP L LE
LL M ME NG NR
OL RH SK SS ST
SY TF TN WA WN
WR WS WV IOM*

AREA 2

ORDER TUESDAY
DELIVERY MON/TUES

BA BS CF GL GU
HR LD NP OX PO
RG SA SN SO SP
JERSEY/GUERNSEY & IOW**

AREA 3

ORDER WEDNESDAY
DELIVERY TUE/WED

AB BH BR CR DA
DD DG DT E EC
EH EN EX FK G
HA IG IV** KA KT
KW** KY ML N NW
PA PH PL RM SE
SM SW TA TD TW
TQ TR UB W WC
WD IRELAND*

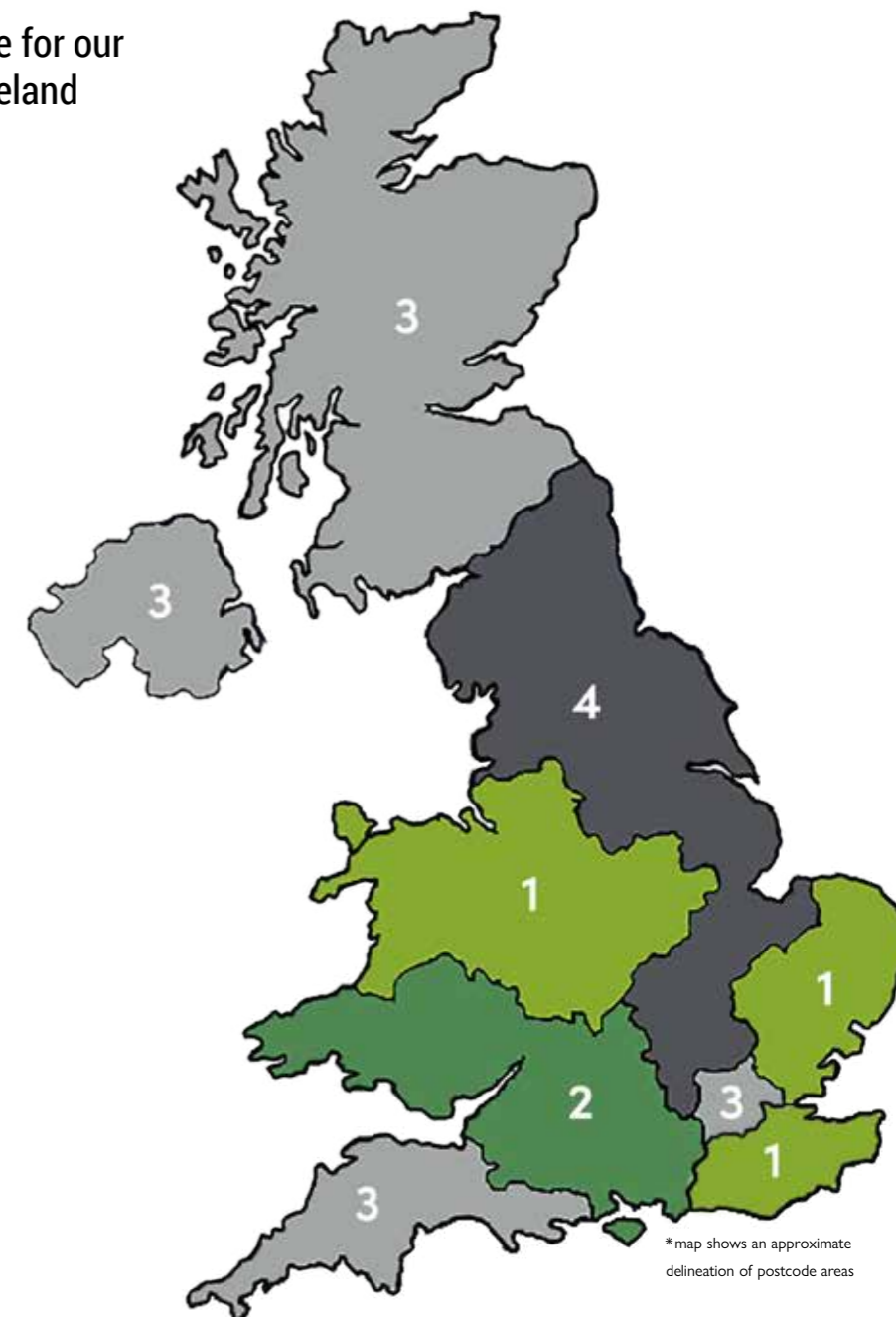
AREA 4

ORDER THURSDAY
DELIVERY WED/THUR

AL BB BD CA DN
DH DL FY HD HG
HP HU HX LA LN
LS LU MK NE NN
PE PR S SG SL
SR TS WF YO

* DELIVERY DAY TO 'OFFSHORE ACCOUNTS' WILL BE A DELIVERY TO THE NEAREST DOCK ON THAT DAY AND NOT DIRECTLY TO THE ORDER ADDRESS
** THESE POSTCODES WILL BE DELIVERED TO UNDER SPECIAL ARRANGEMENT DUE TO GEOGRAPHICAL LOCATION

Grange
DEFINING GARDENS
www.grangefencing.co.uk



*map shows an approximate delineation of postcode areas

DELIVERY CHARGES - all products

PAYMENT TERMS - STRICTLY NETT MONTHLY

	ORDER	DELIVERY CHARGE
A	Orders that do not meet MCP	£75 carriage charge
B	Charges for splitting packs (exc. Panels or Metpost products)	£25 charge except where indicated
C	Metpost only orders	£200 min. order value

PLEASE INFORM THE SALES OFFICE IF THERE ARE ANY HEIGHT RESTRICTIONS IN YOUR AREA

REMEMBER - D-DAY
DAILY ORDER
DEADLINE:
11am

Don't Forget Your



'The Original and the Best'



Ground Spike



Concrete-In



Bolt Down



Wall Anchor

Available exclusively from

Grange
DEFINING GARDENS